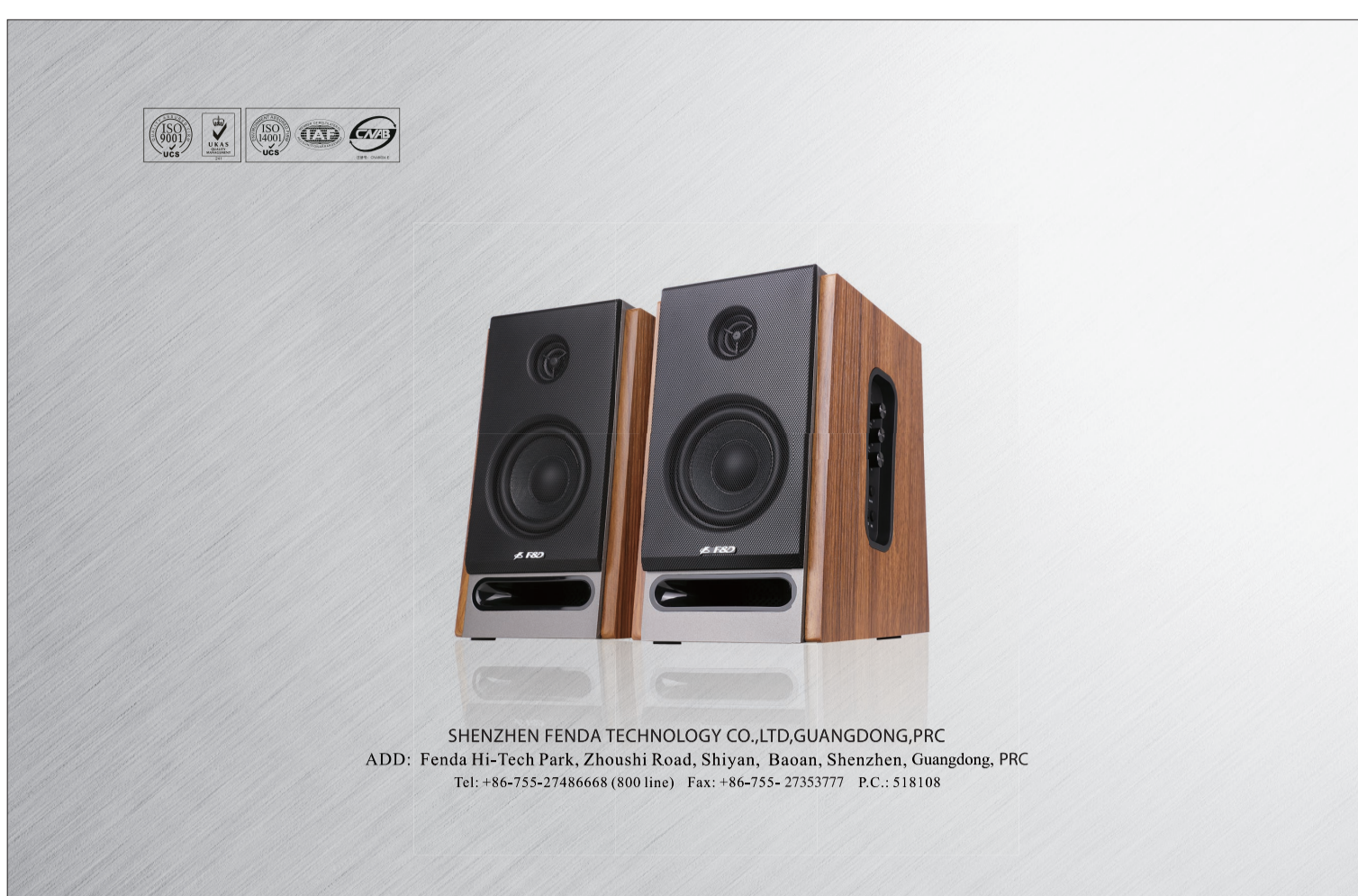


成型尺寸	200X130MM
材质要求	128g铜版纸
印刷要求	单黑印刷
工艺要求	书钉
页码数(页)	6页(成型)

F&D 奋达科技	时 间	20200116	订 单 号	
品 牌	公司型号	R27BT	客户型号	R27BT
版 本	A0	设计内容	说明书	料 号
电 子 软 件		结 构 声 电		PLM文档编号
设计者	杨改改	标 准 化		项 目 经 理 产 品 经 理
复 核		业 务		核 准



#### SAFETY PRECAUTIONS

- Never push objects of any kind (needles, hair-pins, coins, insects) into this system.
- Do not put the system in damp circumstances, prevent from ingress of moisture and dust. (Do not place flower vases and other objects on it).
- Prevent the system from heating. (Do not install the system near heat sources and prevent it from direct sunlight).
- Do not use petrol, alcohol and other solvents when cleaning, as they may damage stained surface. Clean only with dry soft cloth.
- In order to avoid electric shock and other accidents, never open the back cover for repair without any professional guidance.
- Switch off the power and take off the plug from the power jack when the system is not on work.

#### Notes:

The specifications may be changed without preliminary notice.

#### Locating

- Place the speakers symmetrically to the listeners to the distance not less than one metre.
- Port tube is located at the back panel of the speaker cabinet, please locate it about 20—30 cm from the wall or other object.

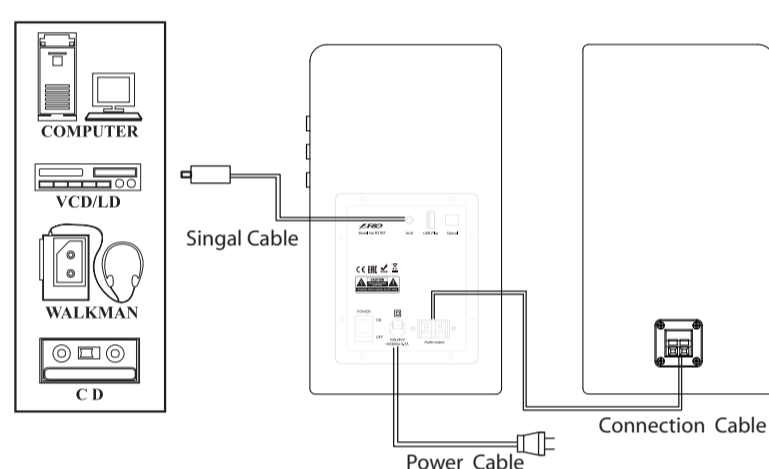
#### Installation and operation guide

- Before making connections make sure the speaker is switched off.
- Connect speakers with the connection cable.
- Insert input signal cable into input port on back panel and the other end into output port of your PC, MP3, etc.
- Plug connector to power socket.
- Adjust the volume knobs to the minimum, revolve the power button on the side of the master speaker.
- Adjust the volume knob to the necessary volume.
- Adjust TREBLE and BASS knobs to desired level.

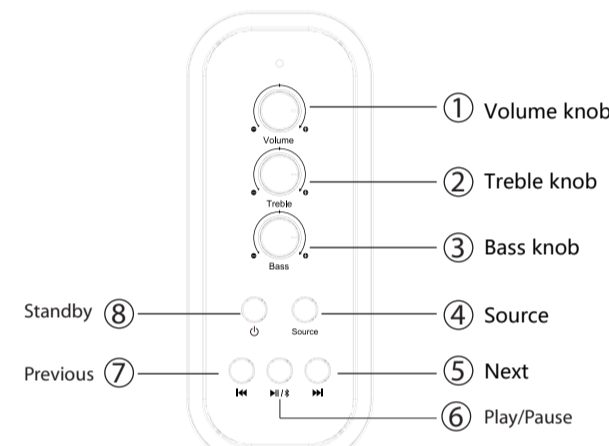
#### Bluetooth mode

- Active "Bluetooth" function on your device and search for "Fenda R27BT". Enter "0000" if your device asks for the PIN code.
  - After pairing successfully, ready for playing music. Recommend to adjust suitable volume before playing music.
- Notice: After Power on, the unit will automatically search the Bluetooth device and connect it. If the device paired before, it will enter pairing mode automatically. Bluetooth device should active "Bluetooth" function during pairing and search for "Fenda R27BT".

#### Connection diagram



#### Side control panel functions:



#### Control panel functions:

- : Short press to turn on/off unit.
- : Short press to switch between BT, AUX, USB and Optical mode.
- :
  - USB Mode: Short press for play/pause music.
  - Bluetooth mode: Short press to play/pause music or long press entering pairing mode and LED will flash fast
- :
  - USB mode: Short press to select previous song.
  - Bluetooth mode: Short press to select previous song.
- :
  - USB mode: Short press to select previous song.
  - Bluetooth mode: Short press to select previous song.

#### Package contents

- Speakers ----- 1set
- Operation Manual ----- 1pc
- signal cable ----- 2pcs
- Connection Cable ----- 1pc

#### Specification

- Output power ----- 25W x2
- Voltage supply ----- 100-240V~50/60Hz 0.7A
- Speaker units
  - woofer ----- 4"
  - tweeter ----- 1"
- Impedance ----- 4Ω
- Frequency Response ----- 20Hz~20KHz
- Product dimensions ----- W156xD213xH280mm
- Product net weight ----- 4.95kg

### WARRANTY CARD END-USER'S COPY WARRANTY REGISTRATION CERTIFICATE

Mr./Mrs/Ms First Name: \_\_\_\_\_  
Last Name: \_\_\_\_\_  
Address: \_\_\_\_\_  
Contact No.: \_\_\_\_\_  
Product Name: \_\_\_\_\_  
Model No.: \_\_\_\_\_  
Serial No.: \_\_\_\_\_  
Date Purchased: \_\_\_\_\_  
Invoice No.: \_\_\_\_\_  
Retail Outlet Where Purchased: \_\_\_\_\_

(Please print the name & address)

SECTION 1

#### WARRANTY TERMS & CONDITIONS

The warranty will be effective only if the warranty card is completed and returned to the company within 14 days from the date of purchase. We guarantee the provision of free services of **F&D** product within the warranty period from its date of purchase from our Authorised Dealer. The period and conditions of our warranty service are as follows:

- The warranty covers services by our **F&D** Authorised Dealer. This warranty card together with the receipt must be presented when servicing is required. This warranty card is irreplaceable in the event of loss.
- Repair services will be provided for defects arising from normal usage for the following period, commencing from the date of purchase from our **F&D** Authorised Dealer. (Parts would be replaced when necessary)
  - Parts:..... 1 year
  - Technical service free..... 1 year
- Under the following circumstances, service and parts will be chargeable even within the warranty period:
  - Failure to present the warranty card and receipt when servicing is required. Full particulars not clearly shown or alterations made against the actual information. For e.g.: Alteration of the date of purchase, serial numbers-altered or removed.
  - This unit being tampered with, altered in any way by any unauthorised technicians or which has been subjected to misuse, negligence or accident. This guarantee does not cover damage occurring in transit by or from the customer.
  - The defect is caused by the attack of household pests, fire, lighting, natural disasters, pollution, abnormal voltage or the usage of generator.

Shenzhen Fenda Technology Co., Ltd.  
Add: Fenda Hi-Tech Park, Zhoushi Road, Shiyao, Baoan, Shenzhen, China  
P.C.: 518108 Http://www.fenda.com

### WARRANTY CARD DISTRIBUTOR'S COPY WARRANTY REGISTRATION CERTIFICATE

Mr./Mrs/Ms First Name: \_\_\_\_\_  
Last Name: \_\_\_\_\_  
Address: \_\_\_\_\_  
Contact No.: \_\_\_\_\_  
Product Name: \_\_\_\_\_  
Model No.: \_\_\_\_\_  
Serial No.: \_\_\_\_\_  
Date Purchased: \_\_\_\_\_  
Invoice No.: \_\_\_\_\_  
Retail Outlet Where Purchased: \_\_\_\_\_

(Please print the name & address)

SECTION 2

#### WARRANTY TERMS & CONDITIONS

The warranty will be effective only if the warranty card is completed and returned to the company within 14 days from the date of purchase. We guarantee the provision of free services of **F&D** product within the warranty period from its date of purchase from our Authorised Dealer. The period and conditions of our warranty service are as follows:

- The warranty covers services by our **F&D** Authorised Dealer. This warranty card together with the receipt must be presented when servicing is required. This warranty card is irreplaceable in the event of loss.
- Repair services will be provided for defects arising from normal usage for the following period, commencing from the date of purchase from our **F&D** Authorised Dealer. (Parts would be replaced when necessary)
  - Parts:..... 1 year
  - Technical service free..... 1 year
- Under the following circumstances, service and parts will be chargeable even within the warranty period:
  - Failure to present the warranty card and receipt when servicing is required. Full particulars not clearly shown or alterations made against the actual information. For e.g.: Alteration of the date of purchase, serial numbers-altered or removed.
  - This unit being tampered with, altered in any way by any unauthorised technicians or which has been subjected to misuse, negligence or accident. This guarantee does not cover damage occurring in transit by or from the customer.
  - The defect is caused by the attack of household pests, fire, lighting, natural disasters, pollution, abnormal voltage or the usage of generator.

Shenzhen Fenda Technology Co., Ltd.  
Add: Fenda Hi-Tech Park, Zhoushi Road, Shiyao, Baoan, Shenzhen, China  
P.C.: 518108 Http://www.fenda.com